


miló



ABOUT US

MILÓ is a Polish brand, a producer of high class granite sinks. Following the needs of our clients we combine thoughtful and unique design with functionality. We employ modern production technologies and use materials of the highest quality. This means that we hand over to our customers products which will not only ensure maximum comfort during use but will also adorn their kitchen area for many years.



Our products are a combination
of **aesthetics**, which you desire,
quality, which you demand,
and **functionality**,
which you need.



B2B

In a short time the MILÓ company has become a leading producer for many national and international companies. Regardless of whether our cooperation concerns producers, distributors or designers, we are a professional and trustworthy partner at every stage of a project.



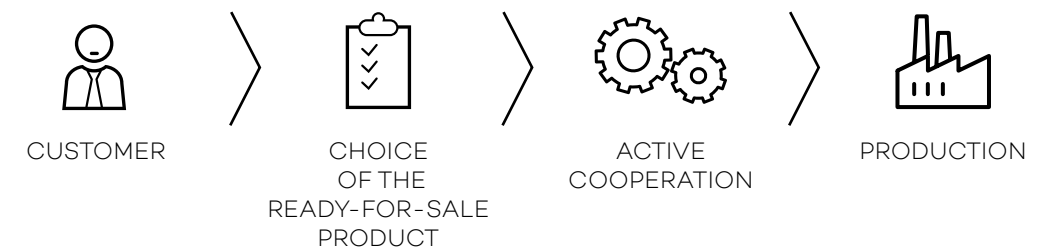
Our aim is the creation of a reliable, long-term business relationship in which experience and appropriate competences are key elements.



OFFERING OEM (Original Equipment Manufacturer)

It is an ideal solution for customers expecting ready-made direct sales solutions. It is an offer that gives the opportunity of cooperation to companies which want to choose for themselves appropriate models from the wide range of our products. The variety of sizes, shapes, colours, styles and functional parameters guarantees the making of an appropriate choice.

Phases of OEM cooperation:



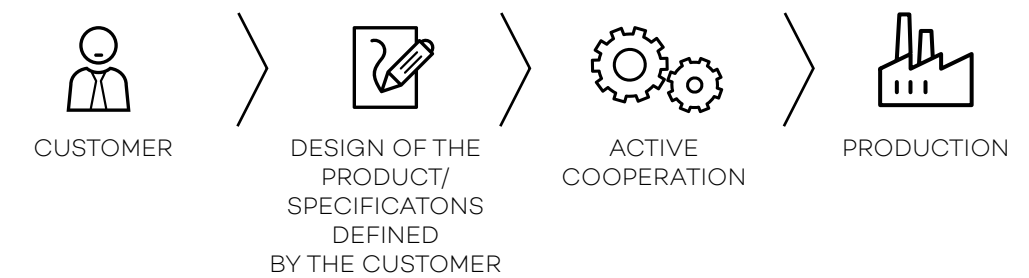


OFFERING ODM (Original Design Manufacturer)

We also offer a complete cooperation model for customers planning to implement their own sink designs. We guarantee confidentiality and complete shared data security. We provide support at every stage of cooperation; we analyse designs, look for the best construction solutions based on our experience, consult and realise the production stage.

The whole process is performed internally, from the moment of the making of the mould to that of the starting-up of production and the receiving of the final product.

Offer:

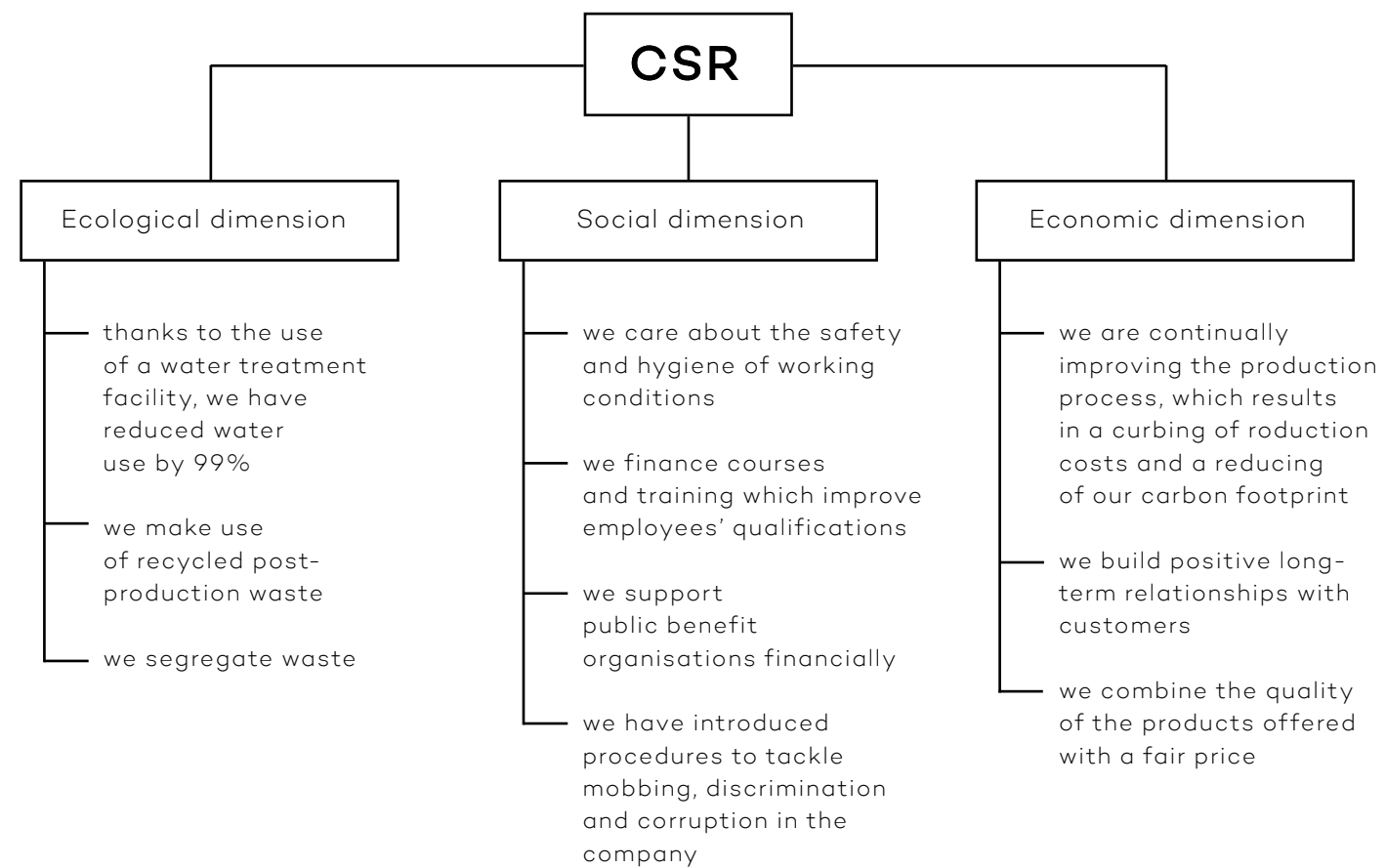


CSR

(Corporate Social Responsibility)

We know how important Corporate Social Responsibility is. It is a search for a synergy of the economic, ecological and social spheres. Each of these aspects is equally important because their realisation allows us to run our business in a responsible and informed way, and hence to build a better competitive position. All of these spheres are combined in one overarching value – the ethical dimension.

Our social responsibility is not only to fulfil all formal and legal requirements but also to continually search for solutions beneficial to the environment. It is as equally important as increased investment in human resources, protection of the environment and the relationship of the company with the business environment.





DESIGN STUDIO

The MILÓ design studio has fully professional graphic tools at its disposal. We design block models and we prepare ready-made visualisations of products in real space. At the design stage we can also plan a harmonogram of the production cycle.

On the basis of our own original technologies in mixtures and casting parameters we are able to simulate the distribution of the mix in the mould. Thanks to this we can detect potential costly mistakes at the appropriate moment, at the stage when the production tools are prepared. All of these elements confirm one of our basic assumptions: „An appropriately prepared design is the key to effective production and the satisfaction of the customer who gets a product on time and of appropriate quality.”



RAPID PROTOTYPING

Before the start of the production process, a 3D miniature model is made. Thanks to this we have the opportunity to eliminate mistakes earlier at the design stage.


The process of making a prototype is performed using a double-headed 3D Ultimaker printer. The ideal combination of hardware, software and materials form a precise integrated 3D printing system. A previously designed miniature model is ready after a few hours.



RAW MATERIALS

Not only advanced design processes and innovative technologies have decided about the success of our products.

Our technologists need materials which ensure the greatest possible elasticity and scope for innovation. For this reason the raw material from which we make them is so important. It is a precise mixture of certified European quartz aggregate with a resin of the highest quality. Thanks to this the sinks are durable as well as resistant to scratching, high temperatures, discolouration and the effects of sunlight





FLEXIBLE COOPERATION

We respond to your needs. Depending on the guidelines given we adapt the product to specific requirements; the number of holes to be drilled, the type of sanding.

We cooperate with many suppliers of extra components; faucets, siphons or kitchen accessories. Therefore we guarantee a complete ordering service.

We have also introduced an innovative packing system enabling us to reduce the space used by up to 50%.




100% QUALITY CONTROL

The well-thought-out technological solutions used in the production process guarantee the reproducibility of the manufactured article. Every product undergoes several stages of quality control.

We work on the basis of tested international norms and in accordance with the standards specified by our customers. The quality management in our company does not end with the production process. It also concerns the stage connected with packaging, storing and the appropriate preparation of products for safe national and international transport.





TESTS IN THE LABORATORY

We check every batch of raw materials purchased and record the work parameters of the machines used in the production process. Thanks to this we have the possibility of checking for and later eliminating any mistakes that occur.

We have a fully equipped laboratory in which we carry out physical, chemical and mechanical tests on finished products in accordance with the compulsory quality standard EN 13310.

Sample range of tests:

- Resistance to:
 - high temperature,
 - thermal shock,
 - impact,
 - overloading,
 - scratching,
 - abrasion,
 - the effects of chemical substances.
- Outflow capacity.
- Easiness to clean.
- Slope of the drainer.
- And many more ...



OUR TEAM


It is people that create a company. At every stage, starting with the idea for a design and ending with the handing over of the finished product to the customer, it is man that counts, his talents, his creativity and the precision of his actions. The secret of our success is the skilful combination of technological capabilities with the potential and commitment of man.

All of our departments: Customer Services, The Design Department, The Trade Department, The Sales Department, The IT Department, The Quality Control Department, The Customer Complaints Department and Marketing, they form the team of experienced people who create the quality of the MILÓ company.





OUR PRODUCTS






MATERIALS


The **DURAQUARZ** formula is a unique combination of quartz extracted from European deposits and suitably selected resins. The quality of the components used leads to their durability, as well as their high resistance to scratching, chemical substances, damage and temperature changes. The careful selection of the constituent parts of DURAQUARZ gives the material flexibility and therefore eases the process of designing models.

The colours allude to nature, are softened and are also resistant to the effects of sunlight thanks to appropriate mineral dyes. The satin finish of the surface emphasises the detail of the shape, whilst at the same time making the sinks pleasant to the touch.

All our products are available in below colours:



PURE SAND



MAGNESIA WHITE



DIAMOND GRAY



GRAPHITE ROCK



CARBON BLACK



LAVA STONE

PIU

37



PIU1KDO
780x460x215



PIU1KBO
460x520x215



PIU1DKB
760x520x215

INDYGO

41



INDYGO1KKO
650x500x215



INDYGO1KDO
780x460x215



INDYGO1KDO8
860x500x215



INDYGO1KDO7
780x500x215

RETTO

45



RETTO1KBO
560x510x215



RETTO1KKO
650x500x215



RETTO1KDO
860x500x215



RETTO1DKO
860x500x215



RETTO1KDO7
780x460x215



RETTO2KBO
860x500x215



RETTO5KDO
1000x500x215



RETTO5KBO
610x500x215

AVANGARD

51



AVANGARD1KKO
580x460x215



AVANGARD1KDO7
780x500x215



AVANGARD1KDO8
800x460x215



AVANGARD1DKO
780x500x215

QUBUS

55



QUBUS1K44
440x440x220



QUBUS1K56
560x440x220

ESSENCE

59



ESSENCE1KBO
Ø510x215



ESSENCE1KKO
580x500x215



ESSENCE1KDO
780x500x215

METRO

63



METRO1KKO
620x440x195



METRO1KDO
760x440x195



METRO1DKO
680x440x195



METRO2KBO
760x440x195

ALPHA

67



ALPHA1KBO
435x515x185



ALPHA1KKO
580x440x195



ALPHA1KDO
760x440x195



ALPHA2KBO
760x440x195

ADORE

70



ADORE1KDO
860x500x215

CASTELLO

72



CASTELLO1KDO
760x440x215

PAROT

74

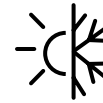


PAROT1KDO
760x440x195

ADVANTAGES



Safe for
food contact



High resistance
to **thermal shock**
+/-15°C ... +/-95°C



High resistance
to **impacts**



High resistance
to **scratches**



High resistance
to **discoloration**



High resistance
to **chemical agents**



High **temperature**
resistance up to 280°C



High resistance
to **sunlight**



Produced from the highest
quality components

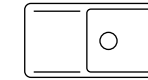


Polish product

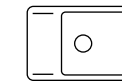
CONFIGURATION



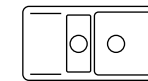
1- bowl sink
without drainer



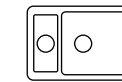
1- bowl sink
with long drainer



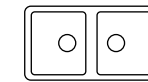
1- bowl sink
with short drainer



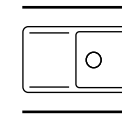
1,5- bowl sink
with long drainer



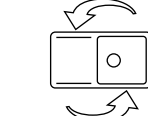
1,5- bowl sink



2- bowl sink



irreversible

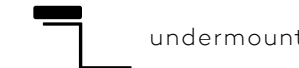


reversible

ASSEMBLY



inset



undermount



flushmount



PIU

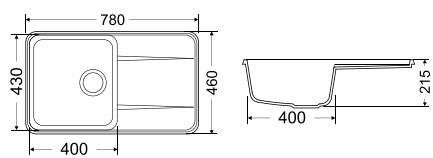
This line of models subtly stands out in modern interiors. High-precision oval shapes display delicacy and elegance. A classic solid form in a completely new version – minimalistic and unimposing. It adds the impression of order and harmony to every space. The deeply recessed drainer will prevent the washed dishes from slipping off, and the capacious bowl will make daily washing easier.



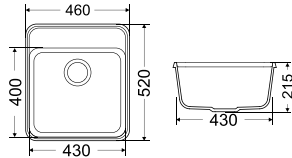
PIU



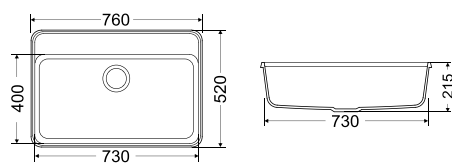
PIU1KDO 780x460x215



PIU1KBO 460x520x215



PIU1DKB 760x520x215





INDYGO

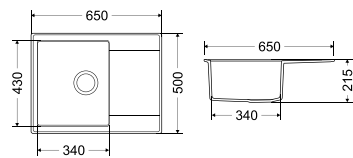
A line of elegant and functional sinks. An additional edge inside the bowl allows compatibility with a cutting board. Attention to finishing details will delight even the most demanding customers.



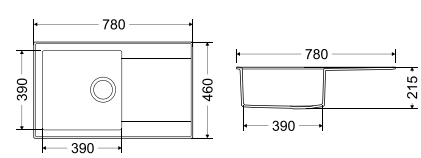
INDYGO



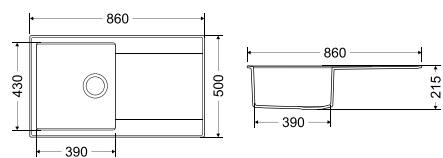
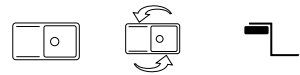
INDYGO1KKO 650x500x215



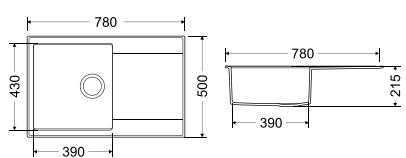
INDYGO1KDO 780x460x215



INDYGO1KD8 860x500x215



INDYGO1KD7 780x500x215





RETTO

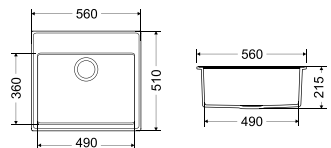
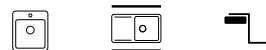
A collection offering the largest choice of models and sizes. A big work surface, precise workmanship as well as high quality, these are the qualities that ideally define this family of sinks. Their functional but at the same time simple shape causes them to fit very well into the space of almost every kitchen.



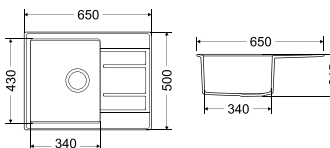
RETTO



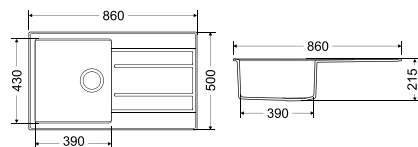
RETTO1KBO 560x510x215



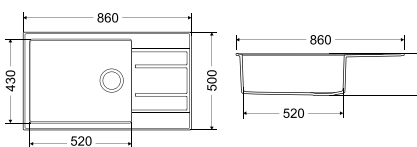
RETTO1KKO 650x500x215



RETTO1KDO 860x500x215



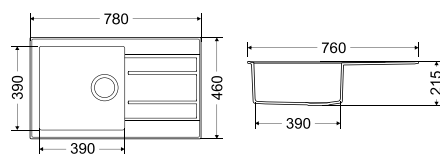
RETTO1DKO 860x500x215



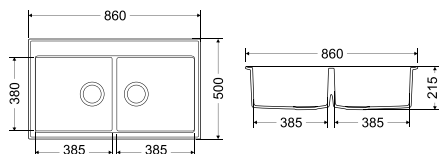
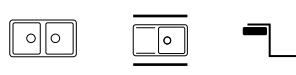
RETTO



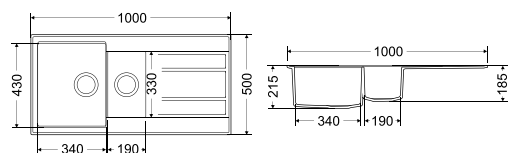
RETTO1KDO7 780x460x215



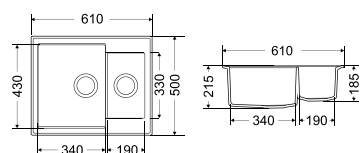
RETTO2KBO 860x500x215



RETTO5KDO 1000x500x215



RETTO5KBO 610x500x215





AVANGARD

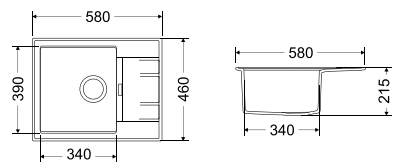
A series of sinks dedicated to the modern kitchen. The bevelled edge with the avant-garde-shaped overflow is a characteristic feature of this family of products. Models from the AVANGARD collection suit the taste of people who like the connection of an original design with the high quality of elements of interior furnishings.



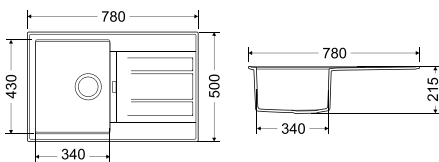
AVANGARD



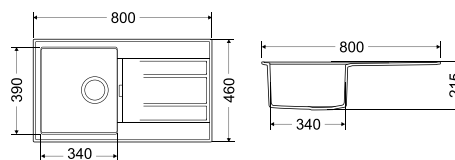
AVANGARD1KKO 580x460x215



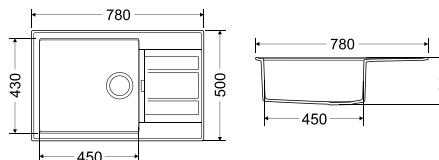
AVANGARD1KDO7 780x500x215



AVANGARD1KDO8 800x460x215



AVANGARD1DKO 780x500x215





QUBUS

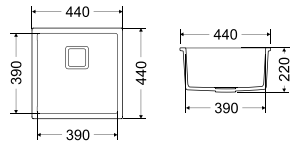
A minimalistic series in terms of shape, unique and elegant. The models from the QUBUS collection are characterised by a square-shaped drain. The sinks are also for wall-mount installation. They go perfectly with the surface of the worktop.



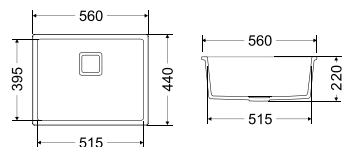
QUBUS



QUBUS1K44 440x440x220



QUBUS1K56 560x440x220





ESSENCE

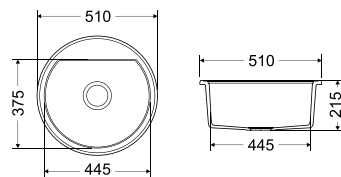
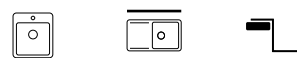
This series of oval granite sinks is an excellent solution for users who are looking for deep and capacious bowls, increasing the comfort of everyday work. Models from the ESSENCE family ensure essential functionality in the washing-up zone.



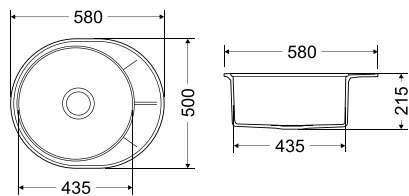
ESSENCE



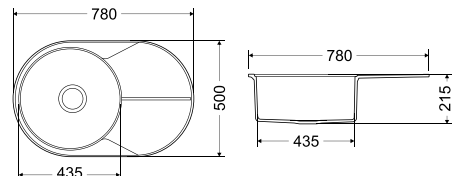
ESSENCE1KBO Ø510x215



ESSENCE1KKO 580x500x215



ESSENCE1KDO 780x500x215





METRO

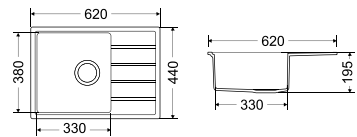
A timeless model which has proved itself perfectly in classic small kitchens. The possibility of choosing the length of the drainer and the size of the bowl allows a sink to be ideally fitted to a kitchen worktop or cupboard. Models from the METRO collection stand out subtly with rounded edges and a symmetrical pattern of lines on the surface of the drainer. What is the effect? A combination of good style and a high comfort of use.



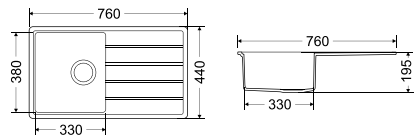
METRO



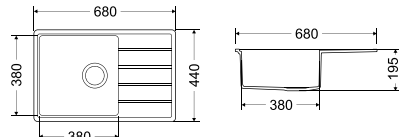
METRO1KKO 620x440x195



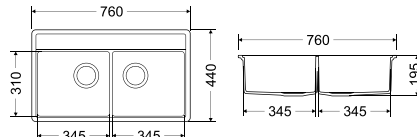
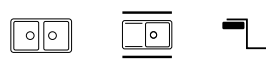
METRO1KDO 760x440x195



METRO1DKO 680x440x195



METRO2KBO 760x440x195





ALPHA

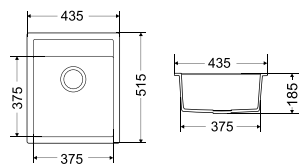
The models of this collection are delicate and unimposing.
The simplicity of the form will not only delight the eye,
but will also make it easy to keep clean.
Four variants of the sinks will fit perfectly into
traditional kitchen spaces.



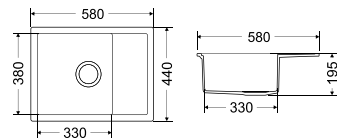
ALPHA



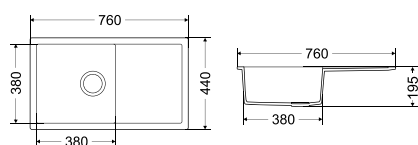
ALPHA1KBO 435x515x185



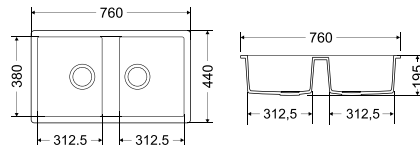
ALPHA1KKO 580x440x195



ALPHA1KDO 760x440x195



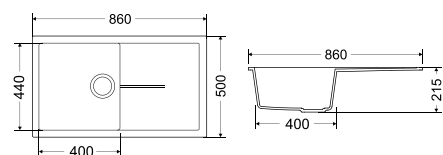
ALPHA2KBO 760x440x195



ADORE

The drainer with a delicate groove offers lightness and exceptional elegance to the shape.

It is a larger model dedicated to spacious kitchens, but the subtlety of its shape guarantees that it will not dominate the interior.



In the visualisation is used EVO NEW faucet.

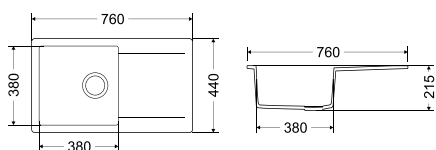


CASTELLO

A traditional sink for users who appreciate timeless solutions. It is characterised by the delicate line of the drainer and minimalistic design of the whole object. The Castello model is functional and easy to keep clean.



CASTELLO1KDO 760x440x215



In the visualisation is used RUBI faucet.

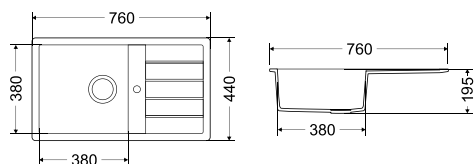
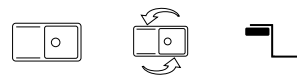


PAROT

The sinks from this series are a combination of a classic shape, functionality and convenience of everyday use. People's attention is caught by the atypical position of the overflow. Thanks to this it is possible to fill the bowl right up to the brim, which will surely satisfy the needs of the most demanding users.

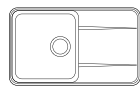
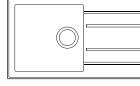

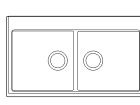
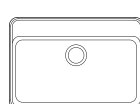
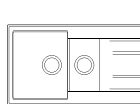
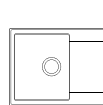
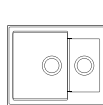
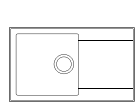
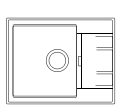
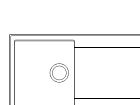
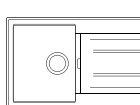
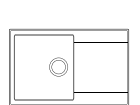
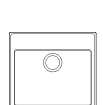
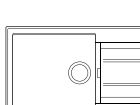

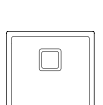
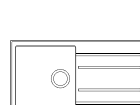
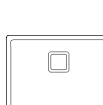
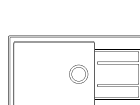



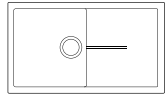
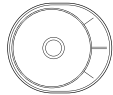
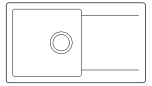
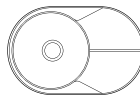
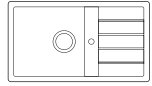
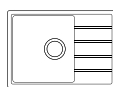
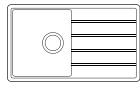
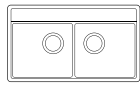
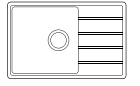

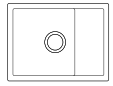
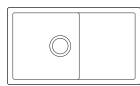
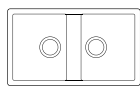
PAROT1KDO 760x440x195



In the visualisation is used YORK faucet.



SERIES	DRAWING	PRODUCT CODE	COLOURS	DIMENSIONS	MINIMAL CABINET SIZE	PAGE	SERIES	DRAWING	PRODUCT CODE	COLOURS	DIMENSIONS	MINIMAL CABINET SIZE	PAGE
PIU1KDO		PIU.C.1KDO PIU.D.1KDO PIU.G.1KDO PIU.M.1KDO PIU.P.1KDO	CARBON BLACK DIAMOND GRAY GRAPHITE ROCK MAGNESIA WHITE PURE SAND	780x460x215	50	38	RETTO1KDO7		RET.C.1KDO7 RET.D.1KDO7 RET.G.1KDO7 RET.M.1KDO7 RET.P.1KDO7	CARBON BLACK DIAMOND GRAY GRAPHITE ROCK MAGNESIA WHITE PURE SAND	780x460x215	50	48
PIU1KBO		PIU.C.1KBO PIU.D.1KBO PIU.G.1KBO PIU.M.1KBO PIU.P.1KBO	CARBON BLACK DIAMOND GRAY GRAPHITE ROCK MAGNESIA WHITE PURE SAND	460x520x215	50	38	RETTO2KBO		RET.C.2KBO RET.D.2KBO RET.G.2KBO RET.M.2KBO RET.P.2KBO	CARBON BLACK DIAMOND GRAY GRAPHITE ROCK MAGNESIA WHITE PURE SAND	860x500x215	90	48
PIU1DKB		PIU.C.1DKB PIU.D.1DKB PIU.G.1DKB PIU.M.1DKB PIU.P.1DKB	CARBON BLACK DIAMOND GRAY GRAPHITE ROCK MAGNESIA WHITE PURE SAND	760x520x215	80	38	RETTO5KDO		RET.C.5KDO RET.D.5KDO RET.G.5KDO RET.M.5KDO RET.P.5KDO	CARBON BLACK DIAMOND GRAY GRAPHITE ROCK MAGNESIA WHITE PURE SAND	1000x500x215	60	48
INDYGO1KKO		IND.C.1KKO IND.D.1KKO IND.G.1KKO IND.M.1KKO IND.P.1KKO	CARBON BLACK DIAMOND GRAY GRAPHITE ROCK MAGNESIA WHITE PURE SAND	650x500x215	45	42	RETTO5KBO		RET.C.5KBO RET.D.5KBO RET.G.5KBO RET.M.5KBO RET.P.5KBO	CARBON BLACK DIAMOND GRAY GRAPHITE ROCK MAGNESIA WHITE PURE SAND	610x500x215	60	48
INDYGO1KDO		IND.C.1KDO IND.D.1KDO IND.G.1KDO IND.M.1KDO IND.P.1KDO	CARBON BLACK DIAMOND GRAY GRAPHITE ROCK MAGNESIA WHITE PURE SAND	780x460x215	50	42	AVANGARD1KKO		AVA.C.1KKO AVA.D.1KKO AVA.G.1KKO AVA.M.1KKO AVA.P.1KKO	CARBON BLACK DIAMOND GRAY GRAPHITE ROCK MAGNESIA WHITE PURE SAND	580x460x215	45	52
INDYGO1KD8		IND.C.1KDO8 IND.D.1KDO8 IND.G.1KDO8 IND.M.1KDO8 IND.P.1KDO8	CARBON BLACK DIAMOND GRAY GRAPHITE ROCK MAGNESIA WHITE PURE SAND	860x500x215	50	42	AVANGARD1KDO7		AVA.C.1KDO7 AVA.D.1KDO7 AVA.G.1KDO7 AVA.M.1KDO7 AVA.P.1KDO7	CARBON BLACK DIAMOND GRAY GRAPHITE ROCK MAGNESIA WHITE PURE SAND	780x500x215	45	52
INDYGO1KD7		IND.C.1KDO7 IND.D.1KDO7 IND.G.1KDO7 IND.M.1KDO7 IND.P.1KDO7	CARBON BLACK DIAMOND GRAY GRAPHITE ROCK MAGNESIA WHITE PURE SAND	780x500x215	50	42	AVANGARD1KDO8		AVA.C.1KDO8 AVA.D.1KDO8 AVA.G.1KDO8 AVA.M.1KDO8 AVA.P.1KDO8	CARBON BLACK DIAMOND GRAY GRAPHITE ROCK MAGNESIA WHITE PURE SAND	800x460x215	45	52
RETTO1KBO		RET.C.1KBO RET.D.1KBO RET.G.1KBO RET.M.1KBO RET.P.1KBO	CARBON BLACK DIAMOND GRAY GRAPHITE ROCK MAGNESIA WHITE PURE SAND	560x510x215	60	46	AVANGARD1DKO		AVA.C.1DKO AVA.D.1DKO AVA.G.1DKO AVA.M.1DKO AVA.P.1DKO	CARBON BLACK DIAMOND GRAY GRAPHITE ROCK MAGNESIA WHITE PURE SAND	780x500x215	60	52
RETTO1KKO		RET.C.1KKO RET.D.1KKO RET.G.1KKO RET.M.1KKO RET.P.1KKO	CARBON BLACK DIAMOND GRAY GRAPHITE ROCK MAGNESIA WHITE PURE SAND	650x500x215	45	46	QUBUS1K44		QUB.C.1K44 QUB.D.1K44 QUB.G.1K44 QUB.M.1K44 QUB.P.1K44	CARBON BLACK DIAMOND GRAY GRAPHITE ROCK MAGNESIA WHITE PURE SAND	440x440x220	60	56
RETTO1KDO		RET.C.1KDO RET.D.1KDO RET.G.1KDO RET.M.1KDO RET.P.1KDO	CARBON BLACK DIAMOND GRAY GRAPHITE ROCK MAGNESIA WHITE PURE SAND	860x500x215	50	46	QUBUS1K56		QUB.C.1K56 QUB.D.1K56 QUB.G.1K56 QUB.M.1K56 QUB.P.1K56	CARBON BLACK DIAMOND GRAY GRAPHITE ROCK MAGNESIA WHITE PURE SAND	560x440x220	60	56
RETTO1DKO		RET.C.1DKO RET.D.1DKO RET.G.1DKO RET.M.1DKO RET.P.1DKO	CARBON BLACK DIAMOND GRAY GRAPHITE ROCK MAGNESIA WHITE PURE SAND	860x500x215	80	46							

SERIES	DRAWING	PRODUCT CODE	COLOURS	DIMENSIONS	MINIMAL CABINET SIZE	PAGE	SERIES	DRAWING	PRODUCT CODE	COLOURS	DIMENSIONS	MINIMAL CABINET SIZE	PAGE
ESSENCE1KBO		ESS.C.1KBO ESS.D.1KBO ESS.G.1KBO ESS.M.1KBO ESS.P.1KBO	CARBON BLACK DIAMOND GRAY GRAPHITE ROCK MAGNESIA WHITE PURE SAND	Ø510x215	50	60	ADORE1KDO		ADOC.1KDO ADO.D.1KDO ADOG.1KDO ADO.M.1KDO ADO.P.1KDO	CARBON BLACK DIAMOND GRAY GRAPHITE ROCK MAGNESIA WHITE PURE SAND	860x500x215	50	70
ESSENCE1KKO		ESS.C.1KKO ESS.D.1KKO ESS.G.1KKO ESS.M.1KKO ESS.P.1KKO	CARBON BLACK DIAMOND GRAY GRAPHITE ROCK MAGNESIA WHITE PURE SAND	580x500x215	50	60	CASTELLO1KDO		CAS.C.1KDO CAS.D.1KDO CAS.G.1KDO CAS.M.1KDO CAS.P.1KDO	CARBON BLACK DIAMOND GRAY GRAPHITE ROCK MAGNESIA WHITE PURE SAND	760x440x195	50	72
ESSENCE1KDO		ESS.C.1KDO ESS.D.1KDO ESS.G.1KDO ESS.M.1KDO ESS.P.1KDO	CARBON BLACK DIAMOND GRAY GRAPHITE ROCK MAGNESIA WHITE PURE SAND	780x500x215	50	60	PAROT1KDO		PAR.C.1KDO PAR.D.1KDO PAR.G.1KDO PAR.M.1KDO PAR.P.1KDO	CARBON BLACK DIAMOND GRAY GRAPHITE ROCK MAGNESIA WHITE PURE SAND	760x440x195	50	74
METRO1KKO		MET.C.1KKO MET.D.1KKO MET.G.1KKO MET.M.1KKO MET.P.1KKO	CARBON BLACK DIAMOND GRAY GRAPHITE ROCK MAGNESIA WHITE PURE SAND	620x440x195	40	64							
METRO1KDO		MET.C.1KDO MET.D.1KDO MET.G.1KDO MET.M.1KDO MET.P.1KDO	CARBON BLACK DIAMOND GRAY GRAPHITE ROCK MAGNESIA WHITE PURE SAND	760x440x195	40	64							
METRO2KBO		MET.C.2KBO MET.D.2KBO MET.G.2KBO MET.M.2KBO MET.P.2KBO	CARBON BLACK DIAMOND GRAY GRAPHITE ROCK MAGNESIA WHITE PURE SAND	760x440x195	80	64							
METRO1DKO		MET.C.1DKO MET.D.1DKO MET.G.1DKO MET.M.1DKO MET.P.1DKO	CARBON BLACK DIAMOND GRAY GRAPHITE ROCK MAGNESIA WHITE PURE SAND	680x440x195	50	64							
ALPHA1KBO		ALPC.1KBO ALPD.1KBO ALPG.1KBO ALPM.1KBO ALPP.1KBO	CARBON BLACK DIAMOND GRAY GRAPHITE ROCK MAGNESIA WHITE PURE SAND	435x515x185	50	68							
ALPHA1KKO		ALPC.1KKO ALPD.1KKO ALPG.1KKO ALPM.1KKO ALPP.1KKO	CARBON BLACK DIAMOND GRAY GRAPHITE ROCK MAGNESIA WHITE PURE SAND	580x440x195	45	68							
ALPHA1KDO		ALPC.1KDO ALPD.1KDO ALPG.1KDO ALPM.1KDO ALPP.1KDO	CARBON BLACK DIAMOND GRAY GRAPHITE ROCK MAGNESIA WHITE PURE SAND	760x440x195	50	68							
ALPHA2KBO		ALPC.2KBO ALPD.2KBO ALPG.2KBO ALPM.2KBO ALPP.2KBO	CARBON BLACK DIAMOND GRAY GRAPHITE ROCK MAGNESIA WHITE PURE SAND	760x440x195	80	68							

NOTES



www.milo.eu.com
office@milo.eu.com
Tel. 0048 43 822 82 82